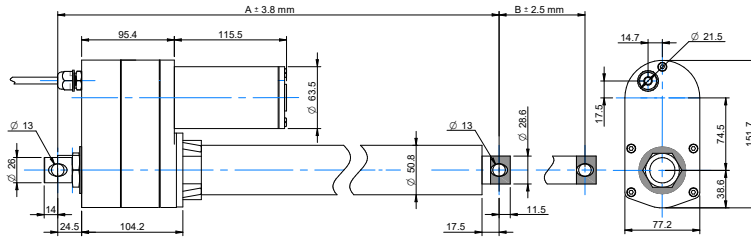


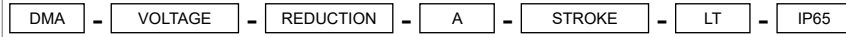
DRAWING (mm)



PHOTO



MODEL NO. DESIGNATION



Example: DMA-12-20-A-305-LT-IP65

OPTIONS MOUNTING BRACKET



● C = customizations are offered on demand even for smaller quantities. Typical customizations are indicated with a green dot at column end. Please contact us for any customization request.

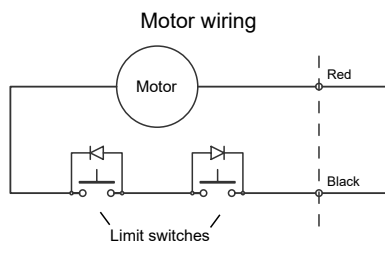
ACTUATOR DATA

		10	20	40	C
Reduction		10	20	40	●
Voltage	V	12 24	12 24	12 24	
Current at nominal dynamic load	A	18 9	13 6.5	11 5.5	
Nominal dynamic load	N	1500	2500	3500	
Max. static load	N	4500	4500	4500	
Speed at nominal dynamic load	mm/s	27	14	7.4	
Speed at no load	mm/s	34	17	8.4	

ACTUATOR STROKE DATA

		102	153	203	305	457	610	C
Stroke length B	mm	102	153	203	305	457	610	●
Retracted length A	mm	359	410	460	613	765	918	
Life time number single strokes		39000	26000	20000	13000	8700	6500	
Weight	kg	4.3	4.6	4.9	5.4	6.2	7.8	

WIRING DIAGRAMS

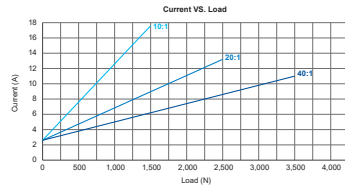
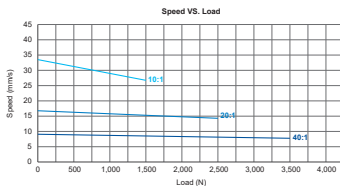


	Red	Black
Extend	+	-
Retract	-	+

ACTUATOR FEATURES

			C
Type	Electric linear actuator		
Motor type	Brush PM DC motor		
Cable type	Flying wire (3+2 wires)		●
Cable length	mm	250	●
Voltage	V	12 24	●
Screw type	ACME		
Noise level	dB(A)	≤ 70	
Life time		4 million mm total stroke	
Limit switches	Yes		
Overload protection	By clutch		
Direction movement	By reversing voltage polarity		
Stroke tolerance	mm	± 2.5	
Duty cycle	%	25	
Max. duty operational time	s	120 nominal dynamic load	
IP rating		IP65	
Insulation class		F	
Max. motor winding temp.	°C	155	
EMC		EN55014 IEC61000	
Gear box	Metal spur gears		
Gear box material	Aluminum alloy		
Rod and house material	Steel 12L14 STKM11A		
Feedback options	Potentiometer		
Operating and storage temperature	°C	-26 to 65	●
Manufacturing quality standards		ISO 9001:2008	
General actuator tolerance	%	± 15	

MOTOR GRAPHS 12 V



MOTOR GRAPHS 24 V

